





Voting Instructions

- Use the felt tip marker provided.
- Fill in the oval next to your candidate selection completely as shown below.

OFFICE	¹ DISTRICT ATTORNEY (Vote for ONE)	² SUPERVISOR (Vote for ONE)	³ TOWN CLERK (2 Year Unexpired Term) (Vote for ONE)	⁴ TOWN JUSTICE ⁵ (Vote for any TWO)	
DEMOCRATIC  A ★	DEMOCRATIC 1A ● John F. Kennedy	DEMOCRATIC 2A ○ Franklin D. Roosevelt	DEMOCRATIC 3A ○ Harry S. Truman	DEMOCRATIC 4A ○ Thomas Jefferson	DEMOCRATIC 5A ○ John Adams
REPUBLICAN  B	REPUBLICAN 1B ○ Abraham Lincoln	REPUBLICAN 2B ○ Marilyn Monroe	REPUBLICAN 3B ● George Washington	REPUBLICAN 4B ○ Ulysses S. Grant	REPUBLICAN 5B ● Susan B. Anthony
CONSERVATIVE  C f	CONSERVATIVE 1C ○ Abraham Lincoln	CONSERVATIVE 2C ○ Marilyn Monroe	CONSERVATIVE 3C ○ George Washington	CONSERVATIVE 4C ● Ulysses S. Grant	CONSERVATIVE 5C ○ Susan B. Anthony

- Any propositions will appear on the back of the ballot.
- Do not make any stray marks while marking your ballot. The scanner will reject the ballot.
- Do not over vote. If there is one position to be filled, only vote for one candidate.
- To vote for a person whose name is not on the ballot, write his or her name in a blank WRITE-IN area at the bottom of the ballot under the names of the candidate for that office as shown below.

WRITE-IN 	WRITE-IN	WRITE-IN John Smith	WRITE-IN	WRITE-IN	WRITE-IN	WRITE-IN
-------------------------------------------------------------------------------------------------	----------	---------------------------	----------	----------	----------	----------

OFFICIAL BALLOT FOR THE GENERAL ELECTION - NOVEMBER 8, 2011

INSTRUCTIONS:

- (1) Mark only with a writing instrument provided by the board of elections.
- (2) To vote for a candidate whose name is printed on this ballot fill in the oval ○ above or next to the name of the candidate, like: ●
- (3) To vote for a person whose name is not printed on this ballot write or stamp his or her name in the space labeled "Write-in" at the bottom of the column for such office.
- (4) To vote yes or no on a proposal, if any, that appears on the back of the ballot fill in the oval ○ that corresponds with your vote.
- (5) Any other mark or writing, or any erasure made on this ballot outside the voting ovals or blank spaces provided for voting will void this entire ballot.
- (6) Do not overvote. If you select a greater number of candidates than there are vacancies to be filled, your ballot will be void for that public office, party position or proposal.

- Feed your ballot into the scanner. You must vote your own ballot. Do not hand it to anyone else to vote for you.
- Inspectors are here for your assistance if needed.